

CHENANGO 4-H SNAPSHOT

A look back at 2019!



This publication serves to update, inform, and inspire you about all things Chenango County 4-H. Look for yourself in the photos, check out upcoming events so you don't miss anything, and complete the activities in these pages!

Enjoy!



4-H Spotlights

The Club Spotlight is a place for clubs to share what their members are doing! It is our hope that the Club Secretary, Reporter, or Club Leader submits updates and pictures since the last newsletter about what you've been up to! Submit club updates to Richard Turrell at rlt229@cornell.edu.

KREATIVE KIDS



The Kreative Kids have been very busy preparing for fall. In October the kids each gathered a variety of leaves from their homes and brought them to the club meeting for a leaf identification lesson instructed by Mr. Funk. The kids learned about what makes the leaves change color and fall from the trees. We even took turns trying to identify the leaves and stump Mr. Funk. Following the educational portion of the meeting we used wax paper to preserve leaves and made leaf art. Our project was completed with decorating a cardboard picture frame to showcase the art project.

Our club will be learning about healthy snacks in our November meeting. 4-H'ers Mya presented and taught the kids how to make muffins. Maria presented and taught the kids how to make no bake cookies.

GUILFORD CARRY ON

The GCO Kids are having a great time learning about wood working this month. We are making tool boxes that Gabe's dad, Mr. Tom, cut out in his shop for us. The boys decided to stain theirs and the girls have a rainbow of colors. We also have little wooden recipe card holders to finish and a big key to hang keys on.

Next month we are planning to make "Brownie Mix-In-A-Jar" for Christmas presents and testing out a batch with a glass of milk as our snack!!



4 LEAF CLOVERS



A big welcome goes out to the 4 Leaf Clovers 4-H club. Starting off new this year they are already doing some great activities. It looks like they had a lot of fun carving pumpkins. We look forward to seeing what you share with us in 2020! Great job keep up the good work!

AMBITIOUS LIONS



The Ambitious lions are a busy 4-H club. They have been involved in a number of activities this year: community service projects, fundraisers, parades, and much much more. They recently hosted a Christmas Tea for the Leader/Volunteers Association helping to raise money with an auction for the association. The club did a GREAT JOB! Thank you!!!!



VALLEY BUSTERS



The Valley Busters 4-H club members have been busy. Started out with making bread for community members, made pencil holders out of magazines, and ended with making Christmas cards for Veterans. They also look like they had a lot of fun participating in the Trunk or Treat at Otselic Valley School. The club decorated the truck and handed out candy to local kids. Great community service work!

GROOVY GOAT GETTERS

As the winter months begin to set in, there is still plenty to be done. On November 16, the Groovy Goat Getters 4-H club hosted an informational meeting about nutrition which Dr. Tatiana Stanton spoke at. There was much to learn. Dr. Stanton informed us about the nutritional needs of dairy goats throughout the different stages of their life, how to decide what to feed, different qualities of hay, and more. She brought different types and qualities of hay, feed concentrates, many informational handouts, a sheep's stomach, and a slideshow. All of these things made this understandable and easy to learn from for 4-Hers of all ages.



HIDDEN PONDS HORSE LOVERS



Hidden Ponds Horse Lovers are another very active club in the county. Each month they do a community service project. They also take part in a number of activities that help to promote 4-H in the County. It's not all serious, they do manage to squeeze in a bit of fun like at the County fair this year.



SEND US YOUR PROJECTS PICTURES!

As you work on your 4-H projects throughout the year, send photo's of you and your projects to Richard at rlt299@cornell.edu

Upcoming County Wide Programs

SNOWSHOEING and ANIMAL SIGNS

JAN. 8



Join our new 4-H educator Erica for a fun day of snowshoeing!
On your travels be on the look out for animal tracks. You never know what you might find as you hike around on snowshoes.

January 11th, 1:00 - 3:00

For more information - contact Erica at:
607-334-5841 x1114 or elc97@cornell.edu



BATIKING CLASS

JAN. 20

Come learn the art of using fabric dyes and wax to create works of art! Each 4-H'er will make 1 muslin fabric picture of their choice. Open to members 8 and older. Please pre-register with Janet, jlp27@cornell.edu or 607-334-5841 x1112 by January 15.



CRAFT CAMP

FEB. 17-21



Monday, February 17th - 21st,
9:00 AM - 3:00 PM
Come spend the days during your February Break & Get Crafty with Miss Janet!
Your day will be filled with awesome craft activities, check out the weeks schedule on the CCE web page under events or contact Janet at:
607-334-5841, x1112 or jlp27@cornell.edu

Arts & Crafts



SEWING SCHOLARSHIP DEADLINE

FEB. 1

Did you enjoy sewing last year?
Friends of 4-H is offering up to a \$25.00 in multiple funded scholarships for fabric and notions available to all 4-H Members in Chenango County.
Scholarship deadline is February 1st. The application is on our CCE web page under events. You can also find this years list of sewing options available for your sewing level under sewing camp.
Contact Janet - 607-334-5841, x1112 or jl27@cornell.edu



ICE FISHING

FEB. 8




Cool adventure with Erica!

February 8th, 10:00 - 12:00
A frosty day of Ice fishing with hot dogs
& hot cocoa!
Food & a fun filled day on the ice!
Contact Erica for more information:
607-334-5841 x1114 or
elc97@cornell.edu



COUNTY PUBLIC PRESENTATIONS

FEB. 15



Mr. Richard is calling all 4-H'ers!
Public presentations is just around the corner
so get working on your presentations!
Don't forget to practice, practice, practice. Practice in front of
different people, parents, grandparents, friends, you could even
go to a nursing home they love to see you and hear what you
have to say.
February 15th.
Contact Mr. Richard to schedule your time to present.
Any question contact: Richard at 607-334-5841 x1115 or
rlt229@cornell.edu

DAIRY BOWL AND HORSE BOWL/HIPPOLOGY

Come to the CCE Office on Friday nights this winter
to learn more about cows and horses! Ms. Rhonda
will be leading horse bowl practices from 6-8pm
and Ms. Janet will be leading dairy bowl practices
7-8pm. All practices will be hands-on and will cover
the basic animal biology through industry events

Dates for practices:
January 3, 10, 17, 24, 31
February 7, 14, 21, 28
March 6, 13



5 Minute Ice Cream In A Bag

A fun activity for the whole family, this easy ice cream is a synch to whip up & a refreshing science experiment.

Cook Time 5 mins

Total Time 5 mins

Course: Dessert

Cuisine: American

Servings: 1

Calories: 132.38kcal

Ingredients

- 1/2 cup whole milk half and half, or cream
- 1 tbsp sugar
- 1 tsp vanilla extract
- 6 tbsp sea salt
- 2 cups of ice
- sandwich sized ziplock bag
- quart sized ziplock bag

Instructions

1. In the sandwich sized ziplocking bag, add milk, sugar, and vanilla. Seal bag tightly.
2. In the quart sized bag, add the ice and salt.
3. Place the smaller bag inside the larger bag and seal tightly.
4. Shake the bag as hard as you can, without popping it open, for 5 minutes or until it reaches the consistency of ice cream.
5. Remove the smaller bag and give it a quick rinse to remove any pieces of salt. Make sure you rinse the opening as well.
6. Open the ice cream and eat it straight out of the bag with a spoon.



Borax Snowflakes

What you'll need:

Borax laundry detergent booster
Water
String
Scissors
Measuring cup

Empty container
Food coloring (optional)
Popsicle stick or pencil
Pipe cleaners (Get a variety pack for some awesome bright colors)

Directions:

Step 1. Shape your pipe cleaners into snowflakes. You can be as creative as you want here but simple is lovely too. Keep in mind here to not make your snowflake wider than your container.

Step 2. Use the string to tie your snowflakes and stick/pencil together. Make the string long enough to fully submerge your snowflake in the Borax.

Step 3. Mix your Borax with boiling water. 1/3 cup of Borax to 2 cups of boiling water. Stir until the Borax has dissolved. To add color to the crystals you can add 15-25 drops of food coloring here. I've always wanted to try adding glitter to the mix but I haven't yet. If you give it a try come back and let me know how it goes!

Step 4. Submerge your snowflake in the Borax solution, resting the stick across the top of the container. Adjust string if needed to keep snowflake in the center of the container and not touching any side.


Step 5. Place in a location where it won't be disturbed and carry on with your day.

Step 6. The next morning come back and you will have beautiful borax snowflakes! Hang them and ENJOY!

* To grow a second snowflake from the same solution, and trust me, you'll want to, simply reheat the solution directly in the container in the microwave until all of the borax has re-dissolved {around 4-6 minutes}. Then, repeat the steps above.

Possible Substitutions

Since Borax can be a dangerous substance to ingest, you can use alternatives to form the crystals. Salt or sugar will work just as well. One thing you do need to know is that a salt or sugar solution (prepared at the same ratio) will take MUCH longer. So if you try these versions be patient and prepared for up to a week to grow the crystals.





AMAZING 4-H KIDS!



AN AWESOME 4-H YEAR!



All year 4-H'ers were busy taking part in a variety of activities. From raising animals, making crafts, showing at County and State fairs, clinics, sewing camp, craft camp, dairy bowl, horsebowl and hippology, shooting sports, survival skills, public presentations, gardening, cooking, and a whole lot more.

Clubs did a great job promoting 4-H not only during national 4-H week but you were out and about in the community making 4-H known to lots of folks. Along with promoting 4-H many of you were involved in a number of community service projects.

What an awesome group of kids, we are proud to call you 4-H'ers! We thank you for an awesome 2019 and are looking forward to all you can accomplish in 2020!



We are excited to welcome Erica Clark our new 4-H educator to Chenango county!

Happy New Year! I am excited to kick off our 2020 4-H Outdoor Adventure Program! We will begin with a snowshoeing trip and animal sign exploration in January. I can't wait for ice fishing, fire building, shelter making, kayaking and more! I hope you will join us at this year's events. If you have any questions, please call or email at 607-334-5841x1114 and elc97@cornell.edu.

See you soon!



Upcoming Programs:

January 11, 2020 Snowshoeing and Animal Sign from 1:00-3:00

February 8, 2020 Ice Fishing with hot cocoa & hotdogs from 10:00-12:00ish

March 14, 2020 Maple Activities: More info soon!

BRING ONE OF THE ACTIVITIES,
EITHER THE ANAGRAM OR
THE SNOWFLAKE SCRAMBLE,
COMPLETED TO THE JAN. 11TH,
SNOWSHOEING TRIP AND GET A
SPECIAL SURPRISE!




Fun activities and interesting facts to help make those winter days less blue.

Did you know?

According to the National Oceanic and Atmospheric Administration, snowflakes begin to form when an extremely cold water droplet freezes onto a pollen or dust particle in the sky. This creates an ice crystal. As the ice crystal falls to the ground, water vapor freezes onto the primary crystal, building new crystals – the six arms of the snowflake.

No two snowflakes appear to look-alike because each individual snowflake follows a slightly different path from the sky to the ground (encountering different atmospheric conditions along the way). Snowflakes can resemble everything from prisms and needles to the familiar lace pattern.



So what is it about snowflakes that fascinate us? Is it their shape? Their beauty? The way they appear as they're falling from the sky? Or do we feel a connection to snowflakes because no two are alike—just like us?



Unscramble the letters to find the words in our

Winter Anagram



Hidden Word (circled letters):


- wnos _____
- arcfs _____
- mensitt _____
- neverereg _____
- tsorf _____
- atekss _____
- egislh _____
- innupeg _____
- clod _____
- sircp _____



snow, scarf, mittens, evergreen, forts, skates, penguin, cold, crisp.

Snowflake Scramble

Directions: Cut out the letter cards at the bottom. Then see how many words you can make using only the letter cards. Write each word you discover on the lines below!

- | | |
|-----------|-----------|
| 1. _____ | 21. _____ |
| 2. _____ | 22. _____ |
| 3. _____ | 23. _____ |
| 4. _____ | 24. _____ |
| 5. _____ | 25. _____ |
| 6. _____ | 26. _____ |
| 7. _____ | 27. _____ |
| 8. _____ | 28. _____ |
| 9. _____ | 29. _____ |
| 10. _____ | 30. _____ |
| 11. _____ | 31. _____ |
| 12. _____ | 32. _____ |
| 13. _____ | 33. _____ |
| 14. _____ | 34. _____ |
| 15. _____ | 35. _____ |
| 16. _____ | 36. _____ |
| 17. _____ | 37. _____ |
| 18. _____ | 38. _____ |
| 19. _____ | 39. _____ |
| 20. _____ | 40. _____ |



Sunday	Monday	Tuesday	Wednesday	Thursday	Friday	Saturday
	Jan.		1 CCE Closed	2	3 Horsebowl 6pm Dairybowl 7pm	4
5	6	7	8	9	10 Horsebowl 6pm Dairybowl 7pm	11 Snowshoeing and Animal signs 1 -3pm
12	13	14	15	16	17 Horsebowl 6pm Dairybowl 7pm	18
19	20 CCE Closed	21	22	23	24 Horsebowl 6pm Dairybowl 7pm	25
26	27	28	29	30	31 Horsebowl 6pm Dairybowl 7pm	
Sunday	Monday	Tuesday	Wednesday	Thursday	Friday	Saturday
	Feb.					1 Sewing Scholarship deadline
2	3	4	5	6	7 Horsebowl 6pm Dairybowl 7pm	8 Ice fishing 10-12
9	10	11	12	13	14 Horsebowl 6pm Dairybowl 7pm	15 County Public Presentations
16	17	18	19	20	21 Horsebowl 6pm Dairybowl 7pm	22
23	24	25	26	27	28 Horsebowl 6pm Dairybowl 7pm	

CRAFT CAMP


**If you have any questions about the events in this calendar, please contact
Richard Turrell at rlt229@cornell.edu**

Chenango County 4-H
99 North Broad Street
Norwich, NY 13815
RETURN SERVICE
REQUESTED



NON-PROFIT ORG
US POSTAGE PD
NORWICH, NY
PERMIT NO. 46

What an awesome 2019 4-H year!
Welcome 2020!



Looking forward to a fantastic new year and what awesome things you will discover!